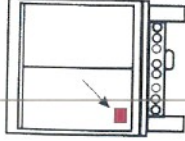
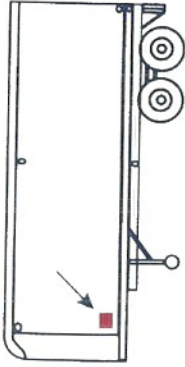
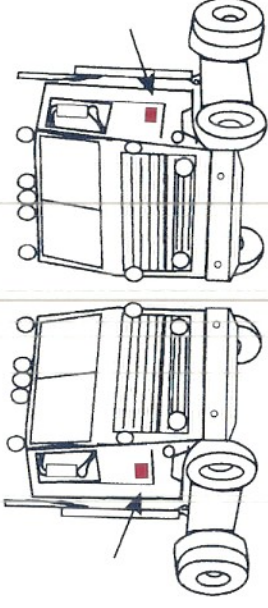


Waste Trailers

Apply stickers to a clean, dry surface. It may take 24 hours for adhesive to reach full tack. Do not remove stickers once they are applied.



Trucks and Truck Tractors



Each qualified waste vehicle is issued two (2) stickers. Place the stickers on the vehicle as shown in the diagram.

1558

THIS DOCUMENT INCLUDES PRINTED WATERMARK ON REVERSE. HOLD AT ANGLE TO VIEW.



COMMONWEALTH OF PENNSYLVANIA

Waste Transportation Safety Program

Written Authorization

0754197102

Phone No. (732)-462-1001

VIN# 1XP5DR9X62D570710
WH0754
Expires Apr 2019

FREEHOLD CARTAGE, INC.
HEATHER WILLIAMSON
PO BOX 5010
FREEHOLD, NJ 07728-5010

736

THIS WRITTEN AUTHORIZATION MUST BE KEPT WITH THE WASTE TRANSPORTATION VEHICLE AT ALL TIMES.
If lost or damaged contact DEP immediately at 717-783-9258. A replacement fee is required. Duplication or Photocopies of this original documentation are not valid.

DOCUMENT SECURITY BACKGROUND IS PRINTED IN BLUE INK ON WHITE PAPER & INCLUDES PINK THERMO-INK KEYSTONE AT RIGHT

CAUTION! REMOVE STICKERS CAREFULLY.



Applied stickers take 24 hours to reach full tack



- APPLICATION INSTRUCTIONS
1. Clean Surface To Which Sticker Will be Applied of Dirt, Grease or Oily Substances.
 2. Remove Sticker From Carrier Sheet.
 3. Position Sticker, Then Press Firmly Until Tightly Affixed To Surface.

DEP-S190

DEP-S190



DEF-C002-1/17