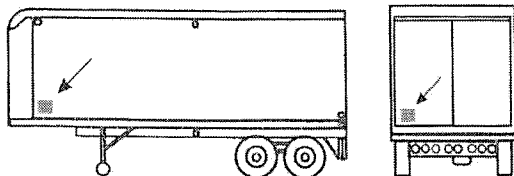



Waste Trailers

Apply stickers to a clean, dry surface. It may take 24 hours for adhesive to reach full tack. Do not remove stickers once they are applied.



Trucks and Truck Tractors



Each qualified waste vehicle is issued two (2) stickers. Place the stickers on the vehicle as shown in the diagram.

1071



COMMONWEALTH OF PENNSYLVANIA  
Waste Transportation Safety Program  
Written Authorization

0754177102

Phone No. (732)-462-1001

VIN# 1XP5DR9X62D570710  
WH0754  
Expires Apr 2017

FREEHOLD CARTAGE, INC.  
SCOTT BURKE  
PO BOX 5010  
FREEHOLD, NJ 07728-5010

736

THIS WRITTEN AUTHORIZATION MUST BE KEPT WITH THE WASTE TRANSPORTATION VEHICLE AT ALL TIMES. If lost or damaged contact DEP immediately at 717-783-9258. A replacement fee is required. Duplication or Photocopies of this original documentation are not valid.


THIS DOCUMENT SECURITY BACKGROUND IS PRINTED IN BLUE INK ON WHITE PAPER

CAUTION! REMOVE STICKERS CAREFULLY.

Applied stickers take 24 hours to reach full tack



- APPLICATION INSTRUCTIONS
1. Clean Surface To Which Sticker Will be Applied of Dirt, Grease or Oily Substances.
  2. Remove Sticker From Carrier Sheet.
  3. Position Sticker, Then Press Firmly Until Tightly Affixed To Surface.



PEEL HERE

PEEL HERE